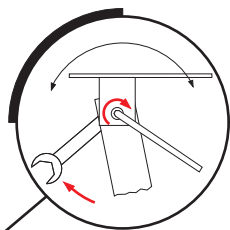
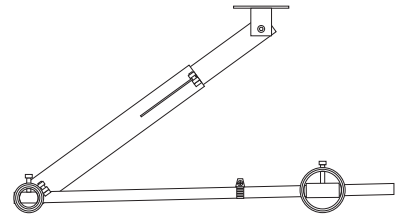
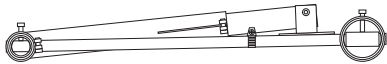


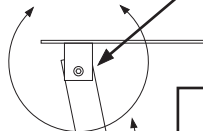


wheel stand pro

You can also see set-up videos on <http://www.youtube.com/user/wheelstandpro>

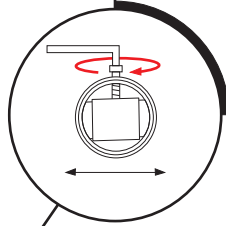


Main plate is rotated 180° for transport.
Please rotate 180° back to standard position.
The tilt of the joystick plate is adjustable.
Use the hex key (6) and open-end wrench (13) to fix the angle of the main plate.

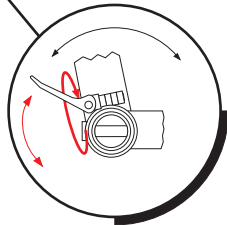
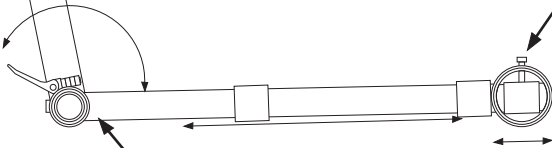
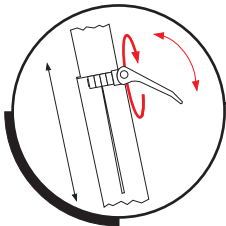


Details for pedals,
volant and panels mouting
on page 2

The front bumper must be fastened with the hex key (5).
One full turn (MAX).



The height of the volant column is adjustable.
You can tighten it up with hands only.



The tilt of the volant column is adjustable
You can tighten it up with hands only.

