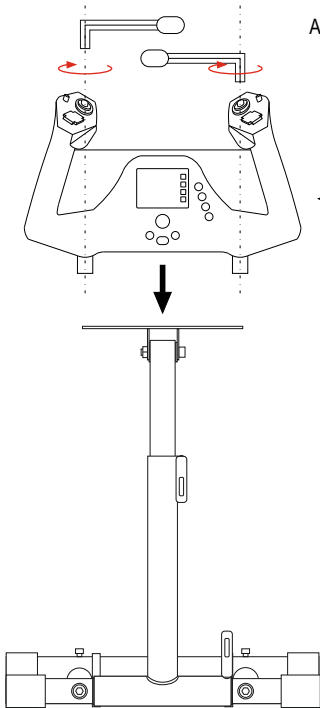
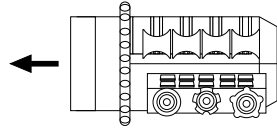




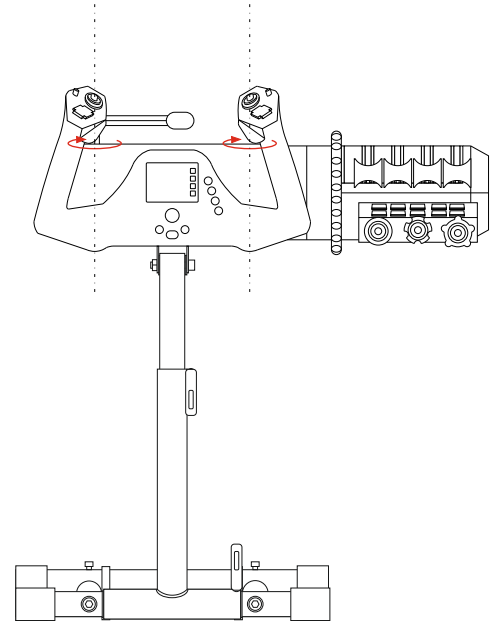
Please visit our YouTube channel for all the **set up videos** at: <http://www.youtube.com/user/wheelstandpro> or scan the QR code



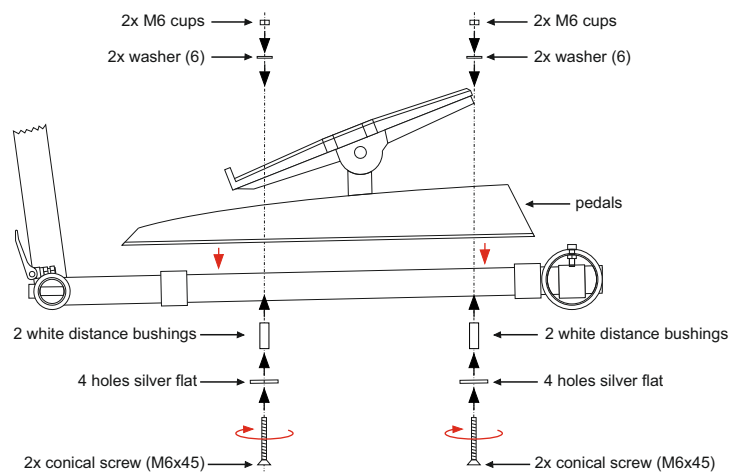
Attach the volant and throttle to the Wheel Stand Pro stand. **Please scan QR code to watch the set up video**



**Please scan QR code below to watch Turtle Beach volant and Saitek pedals set up video**



**Please scan QR code below to watch Turtle Beach pedals set up video**



Place your pedals on the base of the stand and drive 4 conical screws - gradually (M6x45) with 4 white distance bushings from the bottom to 4 hole silver flat.

Next drive 4 M6 cups with 2 washers (6) to fix it firmly.

**Tightening the screws too much can cause damage to the joystick, throttle and pedals.**

